



GRADE 2-3

UNIT



TABLE OF CONTENTS

Unit: Pair and Dozen conversion	2
Unit: Identify temperature in unit of Fahrenheit	3
Unit: Identify temperature in unit of Celsius	4

Unit: Pair and Dozen conversion

Name: _____

Date: _____

Score: _____

Time: _____ - _____

4 dozens = ___ units

8 pairs = ___ units

10 dozens = ___ units

6 pairs = ___ units

3 dozens = ___ units

9 pairs = ___ units

5 dozens = ___ units

10 pairs = ___ units

7 dozens = ___ units

2 pairs = ___ units

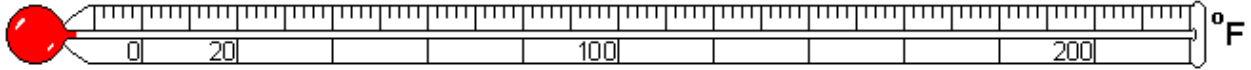
Unit: Identify temperature in unit of Fahrenheit

Name: _____

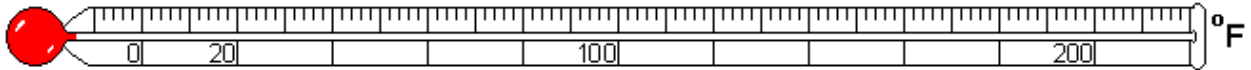
Date: _____

Score: _____

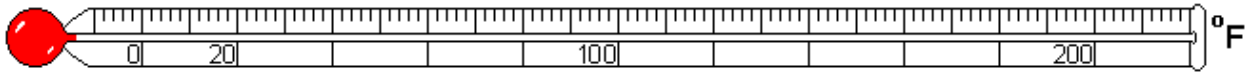
Time: _____ - _____



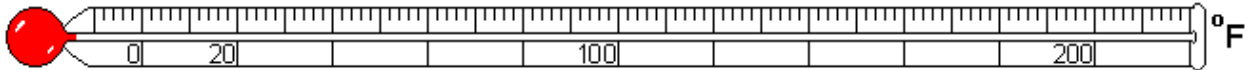
Mark 3° F on the above thermometer.



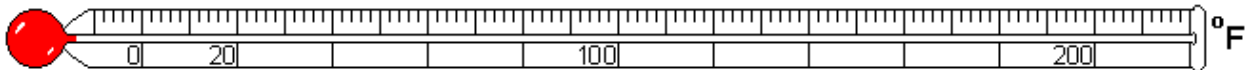
Mark 66° F on the above thermometer.



Mark 28° F on the above thermometer.



Mark 110° F on the above thermometer.



Mark 212° F on the above thermometer.

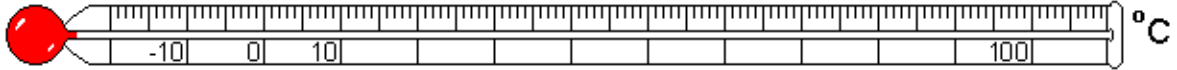
Unit: Identify temperature in unit of Celsius

Name: _____

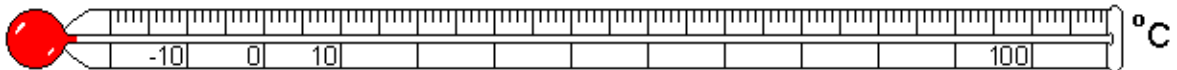
Date: _____

Score: _____

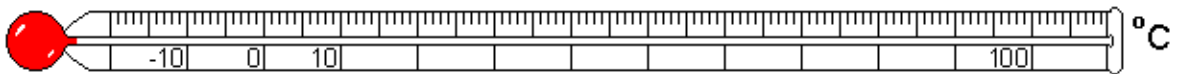
Time: _____ - _____



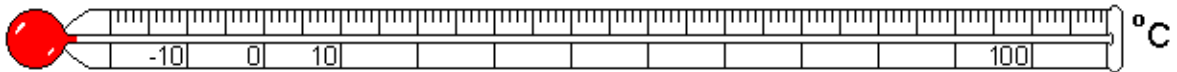
Mark 32° C on the above thermometer.



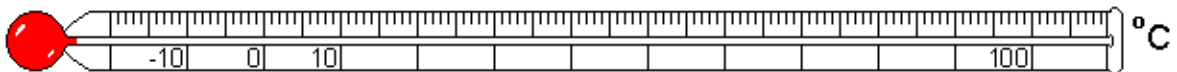
Mark 56° C on the above thermometer.



Mark 100° C on the above thermometer.



Mark 85° C on the above thermometer.



Mark 7° C on the above thermometer.